

SPRINTER VAN CONVERSIONS



Stealth Developers offers comprehensive parts and services to transform your Sprinter van into a fully upgraded adventure vehicle. Explore our catalog to discover how we can customize a Sprinter van tailored to your specific needs, whether for simple getaways or full-time living. Our expertise extends to crafting vans for retirees embarking on cross-country journeys, travel nurses seeking a mobile base, high-adventure enthusiasts, and various other purposes. Each Sprinter van holds its unique story and purpose, and we invite you to collaborate with us in shaping the next exciting chapter of your life through your personalized adventure on wheels.

347-477-4913

Stealthdevelopers.com

stealthdevelopergroup@gmail.com

347-477-4913



ALL TYPES OF EXPEDITION SHELLS

INTERIOR STARTER SPRINTER VANS

Transform your Sprinter Van into the ideal off-road adventure companion. Opt for our professional modification services or take the DIY route, acquiring all necessary items within your budget. Explore our range of products and conversion options to create your ideal Sprinter Van setup.

The Starter Sprinter Van Packages allow you to get your van ready for just about anything with a simple, insulation and wall package to prep the interior walls before installing other major items such as a kitchen and bath.



BASIC LIVING SPRINTER VANS

Transform your Sprinter Van into the ultimate off-road haven with our professional team or our comprehensive DIY package. Delight in the adventure-ready features, including a fully equipped kitchen, bath, and bed, meticulously installed for your next journey.

With meticulous attention to detail and a commitment to quality, our all-inclusive Basic Living package makes your van road-ready and a sanctuary of comfort, ready to accompany you on your most memorable adventures.



PREMIUM OFF ROAD SPRINTER VANS

Experience the epitome of Sprinter Van excellence with our unparalleled model designed for both interior luxury and robust off-road capabilities. Crafted with lightweight aluminum finishes, this van seamlessly blends comfort with adventure. Equipped with self-sufficiency on the road. The thoughtfully laid-out interior accommodates all your travel necessities. Entrust our dedicated team to meticulously configure your van, ensuring it ranks among the best on the road, ready to elevate your travel experience to unprecedented heights.



B1 INTERIOR STARTER VANS

Embark on an off-road journey with our Basic Interior Van Package, specially crafted for your Sprinter Van adventure. Our professional team offers seamless modification, or take charge with our user-friendly DIY process. Stay within your budget as you explore our range of essential items for the perfect Sprinter Van setup. Elevate your travel experience with our reliable and budget-friendly solutions. Choose us for a hassle-free conversion that turns your Sprinter Van into the ideal companion for all your off-road adventures. Dimensions: L132 x W90 x H 120

Universal Sprinter Van 3M Van Insulation

Mercedes Sprinter Van Wall Panel Kit

Sprinter Industrial Van Flooring Kit

Sprinter Base Van Flooring Kit


B-Pillar Trim Kit

Slider Door and Rear Door Threshold Trim Kit

Price IS ONLY FOR THE CAMPER, TRUCK IS NOT INCLUDED

PRICED AT: \$14,800

[CLICK HERE TO VIEW OUR WEBSITE OVERVIEW](#)



B2 INTERIOR STARTER VANS

GALLERY & FEATURES INCLUDED

(VISIT OUR WEBSITE TO VIEW MORE IMAGES)


INSULATION



SOUND BARRIER



WALL PANEL KIT



CEILING KITS



THRESHOLD



FLOOR KITS



C1 BASIC LIVING SPRINTER VANS

Convert your Sprinter Van for your ultimate off-road adventure. Choose our team for professional modification or use our Indulge in the ultimate adventure with our comprehensive package, encompassing a fully finished kitchen, bath, and bed, meticulously installed and primed for your next journey.

Our goal is to get you a fully functional van with all living necessities without having to go too fancy to break the bank.

Our expert team ensures the seamless integration of all mechanical components, guaranteeing optimal functionality. Every finish is thoughtfully completed to transform your van into a cozy home away from home, providing the ideal haven for your travels. With meticulous attention to detail and a commitment to quality, our all-inclusive package ensures that your van is not only road-ready but also a sanctuary of comfort and convenience, ready to accompany you on your most memorable adventures.

Universal Sprinter Van 3M Van Insulation

Mercedes Sprinter Van Wall Panel Kit

Sprinter Industrial Van Flooring Kit

Sprinter Base Van Flooring Kit

B-Pillar Trim Kit

Slider Door and Rear Door Threshold Trim Kit

Bench Built Van Conversion Electrical Systems

Sprinter Basic Birch Raised Bed Kit

Living area storage capacity: 23.5 ft³

Kitchen Storage: 8.5 ft³

Water Tank Cupboard: 8.2 ft³

Bench Storage: 7.05 ft³

Kitchen:

Fridge Size: Up to 2.6 ft³

Water Storage Size: Cupboard Size: 8.2 ft³ (17.5" wide, 23.15" deep, 35" tall)

Worktop Height: 33.4"

Sink & Faucet: Universal faucet hole for compatibility with most models.

Recommended sink, burner, and plumbing solutions.

Bed:

Bed Size: Width: 60.8", Length: 69.6"



Price IS ONLY FOR THE CAMPER, TRUCK IS NOT INCLUDED

PRICED AT: \$28,500

[CLICK HERE TO VIEW OUR WEBSITE OVERVIEW](#)

B2 INTERIOR STARTER VANS

GALLERY & FEATURES INCLUDED

(VISIT OUR WEBSITE TO VIEW MORE IMAGES)


INSULATION



SOUND BARRIER



WALL PANEL KIT



CEILING KITS



THRESHOLD




FLOOR KITS



ELECTRIC PANEL



CABINET KIT



RACK & LADDER



C1 PREMIUM SPRINTER VANS

Experience the epitome of Sprinter Van excellence with our unparalleled model designed for both interior luxury and robust off-road capabilities. Crafted with lightweight aluminum finishes, this van seamlessly blends comfort with adventure. Equipped with a comprehensive solar package, it ensures self-sufficiency on the road. The thoughtfully laid-out interior accommodates all your travel necessities. For those seeking the pinnacle of van performance, our model stands as the epitome of excellence. Explore our photo features to witness the embodiment of sophistication and functionality. Entrust our dedicated team to meticulously configure your van, ensuring it ranks among the best on the road, ready to elevate your travel experience to unprecedented heights.

- Lifepro Solar Power Wall
- UnderMount Water Tank
- Walkable Solar Panels
- Air Compression Kit System
- 2.5" Suspension Kit
- Van Roof Rack
- M Mount Medium Box
- M Carrier
- Sprinter Van Bumper Bull Bar
- Sprinter Van Capsule
- Skid Plate
- Van Side Ladder
- Rear Tire Swing
- Rear M Carrier Ladder
- Van Rear Step
- Black Rhino Armory Wheels
- Universal Sprinter Van 3M Van Insulation
- Mercedes Sprinter Van Wall Panel Kit
- Sprinter Industrial Van Flooring Kit
- Sprinter Base Van Flooring Kit
- B-Pillar Trim Kit
- Slider Door and Rear Door Threshold Trim Kit
- Bench Built Van Conversion Electrical Systems
- Sprinter Basic Birch Raised Bed Kit
- Living area storage capacity: 23.5 ft³
- Kitchen Storage: 8.5 ft³
- Water Tank Cupboard: 8.2 ft³
- Bench Storage: 7.05 ft³
- Kitchen:
 - Fridge Size: Up to 2.6 ft³
 - Water Storage Size: Cupboard Size: 8.2 ft³ (17.5" wide, 23.15" deep, 35" tall)
 - Worktop Height: 33.4"
- Sink & Faucet: Universal faucet hole for compatibility with most models.
- Recommended sink, burner, and plumbing solutions.
- Bed:
 - Bed Size: Width: 60.8", Length: 69.6"
 - Bed Height: 41.8" (Bedding/Cushions not included*)

Price IS ONLY FOR THE CAMPER, TRUCK IS NOT INCLUDED

PRICED AT: \$58,600

[CLICK HERE TO VIEW OUR WEBSITE OVERVIEW](#)




C2 PREMIUM SPRINTER VANS

GALLERY & FEATURES INCLUDED

(VISIT OUR WEBSITE TO VIEW MORE IMAGES)

PRO CABINETS



VAN WINDOWS



BED WALL SPACE



PRO SUSPENSION



WINCH BUMPER



SOLAR PACKAGE



HVAC SYSTEM



OFF ROAD TIRES



RACK SYSTEMS

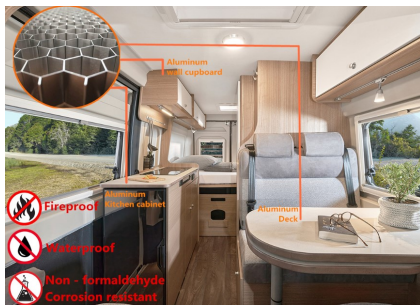


DIVAN ACCESSORIES

GALLERY & FEATURES INCLUDED

(VISIT OUR WEBSITE TO VIEW MORE IMAGES)

WATER PROOF CABINETS



CABINET KIT A



CABINET KIT B



KITCHEN A



KITCHEN B




KITCHEN C



SHOWER STALL



POPOUT SHOWER



CABINET LOCK



D2 VAN ACCESSORIES

GALLERY & FEATURES INCLUDED

(VISIT OUR WEBSITE TO VIEW MORE IMAGES)

FOLD BENCH SEAT



BED LIFT SYSTEM



OFFROAD LIGHTS



SOLAR INVERTER





AIR COMPRESS



AWNING



WATER TANKS



WARRANTY

At Stealth Developers, we stand by the quality of our Sprinter Van conversions, offering a robust warranty for your peace of mind. Our craftsmanship is covered for 30 days, ensuring that any defects or issues arising from the construction phase are promptly addressed. The mechanical components are backed by a one-year warranty, emphasizing our commitment to long-term satisfaction. However, it's essential to note that frozen pipes are not covered under warranty, urging users to take preventive measures in cold climates.

To uphold your warranty and ensure your Sprinter Van conversion remains in top condition, regular maintenance is key. Regularly inspect and seal seams, windows, and doors to prevent leaks. Keep up with fluid checks, tire maintenance, and battery care. Thoroughly clean and maintain the interior, addressing any signs of wear promptly. By adhering to these tips, you not only extend the longevity of your Sprinter Van conversion but also stay within the warranty guidelines, ensuring a reliable and enjoyable travel experience.



MAINTENANCE

Maintaining a Sprinter Van camper is essential for prolonged functionality and enjoyment of your travel adventures. Here's a comprehensive guide to proper maintenance:

Regular Visual Inspections:

Conduct routine checks of both exterior and interior components.

Pay special attention to the roof, windows, doors, and seams for signs of wear, damage, or corrosion.

Ensure all components are watertight to prevent leaks.

Fluid Level Checks:

Regularly inspect fluid levels, including engine oil, transmission fluid, brake fluid, and coolant.

Top up or replace fluids as recommended by the manufacturer to maintain optimal performance.

Tire Maintenance:

Inspect tires for proper inflation, tread wear, and damage.

Rotate tires regularly and replace them when they reach the end of their usable life.

Don't forget to check the spare tire.

Battery Care:

Monitor the condition of the camper's battery.

Clean the terminals regularly, ensure proper connections, and charge the battery as needed.

Consider carrying a portable jump starter for emergencies.

Appliance and System Checks:

Test and inspect all appliances, including the stove, refrigerator, heating, and cooling systems.

Check plumbing for leaks and ensure that electrical systems are functioning correctly.

Seal and Lubricate:

Periodically inspect and reseal seams, windows, and doors to prevent water leaks.

Lubricate hinges, locks, and moving parts to ensure smooth operation.

Interior Cleaning and Maintenance:

Keep the interior clean and organized.

Regularly clean surfaces, upholstery, and flooring.

Promptly address signs of pests.

Emergency Equipment:

Ensure that fire extinguishers, first aid kits, and safety devices are in good condition and easily accessible.

Winterization (If Applicable):

For cold weather use, drain water systems, add antifreeze, and insulate vulnerable areas.

Documentation:

Maintain a log of maintenance activities, including dates and tasks.

This documentation can be valuable for future reference and warranty claims.

Professional Servicing:

Schedule regular professional inspections and servicing according to the manufacturer's recommendations to identify and address potential issues early.

By diligently following these steps and remaining proactive in your maintenance efforts, your Sprinter Van camper will be primed for your next adventure, ensuring a reliable and enjoyable experience.

NO CREDIT CHECK FINANCING



We do offer in house financing, but we first recommend you to consult with your local bank to see if you can get the best competitive rate for your Van Conversion. If there is nowhere else to go, than we do offer in house financing requiring a minimum of 50% down with a 2 year term with 20% finance fee. Our interest rate is not like other banks that roll over interest year by year, but we only have a straight 20% fee on the value of what you are borrowing and that is it.

But there will be penalties for late payments or late payoffs on your Van. Please contact us to get access to our finance program.

347-477-4913

Stealthdevelopers.com

stealthdevelopergroup@gmail.com



TURN AROUND TIME

Many of our Vans undergo a meticulous production process, with approximately half of the customization completed in our in-house workshop and the remaining half outsourced to our trusted manufacturers. When opting for a custom build, expect a crafting period of 2-6 months, tailored to your unique specifications.

For those seeking a quicker turnaround, our pre-designed Van Kits, listed with basic layouts, can be ready for delivery in just 30-60 days. Within this timeframe, you have the flexibility to choose additional options, including colors, solar features, and off-road enhancements, as long as they align with our existing layouts. Deviating from our standard layouts extends the custom build timeline to 2-6 months.

