

EXPEDITION TRUCK CATALOG



Stealth Developers provides budget-friendly off-road Expedition Campers, ensuring you can acquire a rugged expedition vehicle within your financial constraints. Our offerings cater to diverse preferences—whether it's a simple pop-up tent for your Jeep's roof, slide-in campers for your truck bed, or permanently mounted campers on your truck's frame, ensuring both durability and convenience. Explore our expedition trucks, robust 6x6 commercial vehicles designed for off-roading, providing a home away from home. Opt for our expert team's setup assistance or refer to the final section of our catalog, offering insights on how to independently build your expedition truck, granting you the flexibility to choose the option that suits your preferences.

347-477-4913

Stealthdevelopers.com

stealthdevelopergroup@gmail.com

347-477-4913



ALL TYPES OF EXPEDITION SHELLS

OVERLAND FIBERGLASS TRUCK FRAME MOUNT

Explore our range of budget-friendly, high-quality fiberglass campers—lightweight, fully finished, and equipped for off-grid adventures. Designed for smaller trucks such as the F150, Humvee, Toyota Tacoma, and Jeep Gladiator, these campers are ready to accompany you anywhere. Discover the full details of this remarkable camper shell, perfect for mounting on your truck frame and ensuring a seamless experience for your next adventure.



OVERLAND FIBERGLASS SLIDE IN CAMPER

Opt for flexibility by choosing our fiberglass slide-in truck bed camper with a pop-up tent, offering a fantastic alternative to permanent mounting on your truck frame. This lightweight camper is fully equipped with a kitchen, bed area, and bathroom for your convenience. Specifically crafted for smaller trucks like the F150, Humvee, Toyota Tacoma, Jeep Gladiator, and more. Explore the comprehensive details of this distinctive camper below and embrace the versatility it brings to your outdoor adventures.



ROOF MOUNT OVERLAND POP UP TENTS

Offering a highly cost-effective option compared to our fiberglass and composite campers mounted on trucks, we present budget-friendly pop-up roof tents. These versatile tents can be mounted on any car or vehicle, provided you have the appropriate racking system. Explore our diverse range of roof tents, perfectly suited for your upcoming camping adventure.



A 2 TYPES OF EXPEDITION SHELLS

COMPOSITE SLIDE IN TRUCK BED CAMPERS

Composite campers provide a cost-effective option in contrast to fiberglass, though they may not match fiberglass in terms of weight and durability. Nevertheless, these campers remain resilient and well-equipped, featuring a kitchen, bathroom, sleeping area, and a comprehensive off-grid package with solar capabilities, allowing for extended stays in campgrounds. Their sturdy construction ensures durability, and they can be effortlessly slid on or off your truck bed, making them versatile for any adventure.



COMPOSITE COMMERCIAL TRUCK FRAME CAMPER

For those seeking an enduring adventure, we offer commercial trucks like International, Oshkosh, or Smith and Stevenson, specially crafted for off-roading in diverse terrains. Paired with spacious deck-over campers featuring a full kitchen, bath, living space, and accommodation for 4-8 people, these setups are ideal for a long-term, rugged adventure. If you desire a formidable vehicle that doubles as a home away from home on the trails, exploring these remarkable campers will undoubtedly be a decision you won't regret.



DIY EMPTY COMPOSITE CAMPER SHELLS

Many of our customers operate on tight budgets yet aspire to construct their expedition trucks, ranging from compact options like the Toyota Tacoma to larger models like the MTRV Oshkosh trucks. We offer composite camper shells with pre-installed windows and doors, featuring empty interior walls, allowing you to customize your build. Explore the details of our DIY kits to discover how you can cut costs by half on your overland projects.



B1 FIBERGLASS CAMPER MOUNT

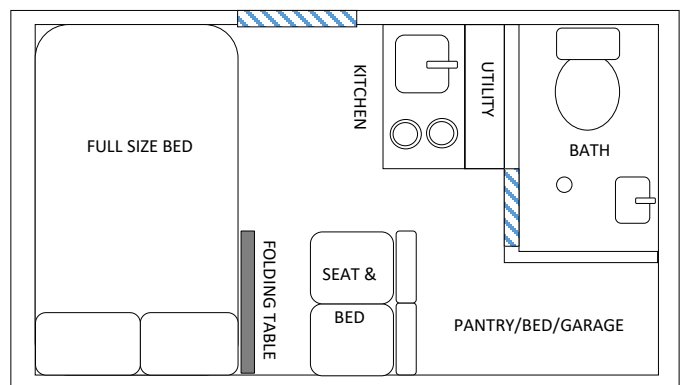
Fiberglass and Carbon Fiber, renowned for their lightweight and durable properties, form the foundation of our expedition trucks. Their seamless construction minimizes water penetration, providing a robust shell resistant to impacts and pressure. These materials not only ensure durability and waterproofing but also boast superior insulation. A closed-cell spray foam with R22 on walls and R30 on the ceiling, along with double-paned windows, enhances insulation against external elements. Wired like a regular home, our trucks feature a 100-amp breaker powered by a minimum of 800 AH lithium solar batteries, offering endurance, comfort, and efficiency. Explore our specifications below and contact us for additional pricing and quotes if needed.

- Dimensions: L132 x W90 x H 120
- Weight: 2800 LBS
- Small Fold In Kitchen Sink
- Under Counter Fridge
- Upper Kitchen Cabinets
- Compost Toilet
- All in One Bath Shower Set
- Mini Bath Vanity
- Bath Fan
- Can Sleep Up to 7
- 2 Person Queen Loft
- 2 Person Foldable Bench Bed
- Bonus Room Convertible for 2-3 Bunk Beds
- Foldable Dining Table to Bench Seating Area
- Bonus Room for Bike, Supply or Sleeping Space
- 100 Amp Braker With Inverter Able to Run 20 Amp Outlets
- LED Lights
- 4—475 Watt Solar Panels
- 800 AH Lithium Battery Backup System
- 30 Amp Generator Inlet If Needed
- Off Road LED Bar in Front & Back of Exterior
- Min 2 Exterior 20 Amp GFI Outlets
- Roof Rack System Around Panels
- Slide Out Awning
- Built in Ladder to Roof
- Built in Exterior Storage Boxes
- Fire Extinguisher Included
- Smoke Detector Included
- Fire Escape Labels
- First Aid Kit Included
- Spare Tire Mount
- Metal Garage Access Door

Price IS ONLY FOR THE CAMPER, TRUCK IS NOT INCLUDED

PRICED AT: \$52,500

[CLICK HERE TO VIEW OUR WEBSITE OVERVIEW](#)



B2 FIBERGLASS CAMPER MOUNT

GALLERY & FEATURES INCLUDED

(VISIT OUR WEBSITE TO VIEW MORE IMAGES)

QUEEN BED



FOLD SINK




RV WINDOWS



COMPOST TOILET



LED LIGHTS



FOLD SEAT 2 BED



A/C & HEAT



SOLAR PANELS



SOLAR INVERTER



C1 FIBERGLASS SLIDE IN CAMPER

Presenting our Off-Road Fiberglass Camper—an ultimate adventure companion. With a sleek, durable one-piece fiberglass shell, it's designed for optimal off-road performance on compact trucks like the Nissan Toyota Tacoma, Jeep Gladiator, Ford Ranger, and more. Enjoy year-round comfort with insulated walls and roof, a luxury kitchen, and cozy living spaces. Unleash adventure with our camper—where luxury meets exploration.

- Dimensions: L16FT x W6FT x H6FT
- Weight: 1433 LBS
- Small Fold In Kitchen Sink
- Under Counter Fridge
- Upper Kitchen Cabinets
- Compost Toilet
- All in One Bath Shower Set
- Can Sleep Up to 4-6
- 2 Person Queen Loft
- 2 Person Foldable Bench Bed
- 60 Amp Braker With Inverter Able to Run 20 Amp Outlets
- LED Lights
- 2—475 Watt Solar Panels
- 400 AH Lithium Battery Backup System
- 30 Amp Generator Inlet If Needed
- Pop Up Roof Tent
- Min 2 Exterior 20 Amp GFI Outlets
- Built in Ladder to Roof
- Built in Exterior Storage Boxes
- Slide Out Awning
- Fire Extinguisher Included
- Smoke Detector Included
- Fire Escape Labels
- First Aid Kit Included
- Fiberglass Shell Built
- Fold Out Rear Access Door



PRICED AT: \$29,500

[CLICK HERE TO VIEW OUR WEBSITE OVERVIEW](#)



C2 FIBERGLASS SLIDE IN CAMPER

GALLERY & FEATURES INCLUDED

(VISIT OUR WEBSITE TO VIEW MORE IMAGES)

QUEEN BED



FOLD SINK



RV WINDOWS



DINET & BED



EXT STORAGE



AWNING



ROOF TENT



SOLAR PANELS



SOLAR INVERTER



DI ROOF MOUNT POP UP TENTS

Explore our range of budget-friendly, high-quality fiberglass campers—lightweight, fully finished, and equipped for off-grid adventures. Designed for smaller trucks such as the F150, Humvee, Toyota Tacoma, and Jeep Gladiator, these campers are ready to accompany you anywhere. Discover the full details of this remarkable camper shell, perfect for mounting on your truck frame and ensuring a seamless experience for your next adventure.

- Dimensions Vary on Make and Model of Your Vehicle
- Polyester Material to Make These More Water Proof
- Aluminum Ladder for Easy Access
- Built in Windows for Better Ventilation and Mesh
- SBS Zippers
- Corrugated Bed Liner for Floor
- Aluminum Framing for Durability, Water Proof, & Light Weight
- Can Sleep Up to 2-4
- Hard Top Option for Solar Mount and Longer Lasting
- Solar Panels Mount Option
- Overland Camper Shells Available to go with pop up tents

[CLICK HERE TO VIEW OUR WEBSITE OVERVIEW](#)



LIGHTWEIGHT ALUMINUM FRAME AND BASE FOR JOLT PROTECTION



Aluminum frame

With its own tension of three U-shaped frame, durable and firm

Aluminum flooring

Aluminum frame reinforced skeleton support mixed with high-performance epoxy vinyl resin

D2 ROOF MOUNT POP UP TENTS

GALLERY & FEATURES INCLUDED

(VISIT OUR WEBSITE TO VIEW MORE IMAGES)

EASY FOLD



5 TENT STYLES



SOLAR OPTION



ANGLE LIFT



FULL POP UP



AWNING TENTS



FOR SMALL CARS



LIGHT LADDER



NICE HEAD ROOM



E1 COMPOSITE SLIDE IN CAMPER

Embark on the ultimate off-road adventure with our Slide-In Truck Camper – the epitome of rugged luxury. Measuring 149.61 inches in length, 78.74 inches in width, and 78.74 inches in height, this camper offers customizable options to suit your preferences. The durable fiberglass construction with sandwich isolation ensures resilience on rough roads, making it your perfect companion for off-roading escapades.

Experience the thrill of the outdoors without sacrificing comfort. Accommodating 3-4 persons, it features a cozy double bed and a sofa that effortlessly converts into an additional sleeping space. The kitchen is equipped with a high-quality 304 sink and induction cooker, allowing you to prepare delicious meals on the go. The camper also boasts a separate bathroom with a shower, providing convenience in the heart of nature.

Elevate your outdoor lifestyle with our Slide-In Truck Camper – where adventure meets luxury.

- Dimensions: 78.74W X 78.74H
- Weight: 3200 LBS
- Small Fold In Kitchen Sink
- Cabinet Fridge
- Upper Kitchen Cabinets
- Compost Toilet
- All in One Bath Shower Set
- Mini Bath Vanity
- Bath Fan
- Can Sleep Up to 4
- 2 Person Queen Loft
- 2 Person Foldable Bench Bed
- 100 Amp Braker With Inverter Able to Run 20 Amp Outlets
- LED Lights
- 4—475 Watt Solar Panels
- 800 AH Lithium Battery Backup System
- 30 Amp Generator Inlet If Needed
- Off Road LED Bar in Front & Back of Exterior
- Min 2 Exterior 20 Amp GFI Outlets
- Clearance LED Lights Mounted on Camper
- Roof Rack System Around Panels
- Slide Out Awning
- Built in Ladder to Roof
- Built in Exterior Storage Boxes
- Fire Extinguisher Included
- Smoke Detector Included
- Fire Escape Labels
- First Aid Kit Included

PRICED AT: \$27,500

[CLICK HERE TO VIEW OUR WEBSITE OVERVIEW](#)



E2 COMPOSITE SLIDE IN CAMPER

GALLERY & FEATURES INCLUDED

(VISIT OUR WEBSITE TO VIEW MORE IMAGES)

QUEEN BED



FOLD SINK



RV WINDOWS



COMPOST TOILET



LED LIGHTS



FOLD SEAT 2 BED



A/C & HEAT



SOLAR PANELS



SOLAR INVERTER



F1 COMMERCIAL TRUCK CAMPERS

Introducing our top-tier outdoor off-road camper, designed exclusively for expedition trucks. For those seeking the epitome of adventure luxury, our premium version is available at an additional \$6,000 investment compared to the basic version. This deluxe model boasts superior quality finishes and appliances, ensuring a more durable and luxurious camping experience. Complete with a fully equipped kitchen, bathroom, advanced mechanical and solar systems, foam-insulated walls, an awning, AC, heating, and water tanks with a heater, this camper sets the standard for unparalleled comfort during your off-road expeditions. Elevate your outdoor adventure with the best-in-class features of our premium camper.

Price and Specs Only Include The Camper Shell, Not The Truck

Basic Composite Expedition Campers: **\$32,000**

Premium Composite Expedition Campers: **\$38,000**

(Premium is 25% Higher Quality Material)

- Dimensions: 16ft L - 7.48ft W - 7ft H
- Weight: 4,409 LBS
- Small Fold In Kitchen Sink
- Cabinet Fridge
- Upper Kitchen Cabinets
- Compost Toilet
- All in One Bath Shower Set
- Mini Bath Vanity
- Bath Fan
- Can Sleep Up to 4
- 2 Person Queen Loft Slide Up & Down Bed
- 2 Person Foldable Bench Bed
- 100 Amp Braker With Inverter Able to Run 20 Amp Outlets
- LED Lights
- 6—475 Watt Solar Panels
- 1000 AH Lithium Battery Backup System
- 30 Amp Generator Inlet If Needed
- Off Road LED Bar in Front & Back of Exterior
- Min 2 Exterior 20 Amp GFI Outlets
- Clearance LED Lights Mounted on Camper
- Roof Rack System Around Panels
- Slide Out Awning
- Built in Ladder to Roof
- Built in Exterior Storage Boxes
- Fire Extinguisher Included
- Smoke Detector Included
- Fire Escape Labels
- First Aid Kit Included

\$38,000

CLICK HERE TO VIEW OUR WEBSITE OVERVIEW



F2 COMMERCIAL TRUCK CAMPER

GALLERY & FEATURES INCLUDED

(VISIT OUR WEBSITE TO VIEW MORE IMAGES)

BASIC CAMPER



PREMIUM CAMPER



RV WINDOWS



COMPOST TOILET



LED LIGHTS



SLIDE UP BED



A/C & HEAT



SOLAR PANELS



SOLAR INVERTER



F3 EXPEDITION TRUCK TYPES

BEST TRUCK FOR EXPEDITION CAMPERS:

For camping adventures requiring an expedition truck, the Oshkosh MTRV, with its 6x6 configuration and robust design, stands out as a preferred choice. The MTRV's impressive specifications, including a Caterpillar C-12 diesel engine with 425 hp, a 6x6 drivetrain for enhanced off-road capabilities, and a maximum load capacity of 15 tons, make it ideal for traversing challenging terrains during camping expeditions.

While the International HV Truck boasts a substantial GVWR of 74,000 pounds and a versatile wheelbase, its fuel efficiency of 12-16 miles per gallon might be a consideration for extended journeys where refueling options are limited. The M1085 FMTV, while efficient with a 3-man cab and automatic transmission, has a comparatively lower GVWR at 62,000 pounds.

The Oshkosh MTRV's combination of power, off-road capabilities, and load capacity positions it as a top choice for those seeking a reliable and rugged expedition truck for camping adventures. Its durability, supported by a Caterpillar engine and 6x6 drivetrain, makes it well-suited for the diverse and challenging terrains often encountered during outdoor expeditions, ensuring a dependable and capable camping companion.

In summary, the M1085 emerges as the top recommendation for its affordability, enhanced visibility with a short nose, better gas mileage compared to the MTRV, and a more comfortable ride—all available in the \$30,000-\$40,000 range. The International HV Series secures second place, excelling in gas mileage, comfort, weight capabilities, and handling. However, the drawback is the pricing, with used trucks around \$50,000 and new ones at \$165,000. While the MTRV is excellent for hauling, its expedition camper's lightweight nature goes unnoticed. Yet, challenges include limited visibility for off-roading, lower fuel efficiency at 5-9 miles per gallon, and a price range of \$35,000-\$40,000—more affordable than the HV series, but the HV series remains more popular among civilians.

FMTV1085

VEHICLE SPECS:

Cab 3-Man, cab-over-engine
Allison 3070 PT 7 Speed (automatic)
Speed 58 mph
7 speeds, automatic
Horsepower: 290 @ 2600 RPM
Wheel Base M1085: 177 inches
Dimensions: 29.3 ft x 8 ft x 9.3 ft / 22,450 lbs
GVWR: 62,000 pounds



OSHKOSH MTRV

VEHICLE SPECS:

Configuration 6x6
Cab seating 1 + 2 men
Weight (empty) 12.6 t
Maximum load 7 - 15 t
Length 8 m
Width 2.49 m
Height 3.56 m
Engine Caterpillar C-12 diesel
Engine power 425 hp
Maximum road speed 105 km/h
Range 483 km



INTERNATIONAL HV SERIES

VEHICLE SPECS:

74,000 GVWR
128 - 311" Wheel Base
International A26: Up to 475 hp, 1700 lb.-ft of torque
50 - 200 Gallons Fuel Tanks
12-16 Miles Per Gallon
Eaton Automated Manual: 8LL to 18-speed UltraShiftPLUS
Allison Automatic: EVS, RDS, HS Series



G1 COMPOSITE CAMPER SHELLS


Revolutionize your camper experience with the Recreational Vehicle Truck body – a composite empty camper shell that puts the power of customization in your hands. Priced at just \$1,500 per linear foot, our camper shells offer a blank canvas for you to shape your dream mobile haven without the additional cost of planning, design, and fabrication. With exterior dimensions of 92.52 x 62.83 x 61.02 inches, this camper shell boasts a max payload of 900kg and a total dry weight of 208kg.

Crafted with ingenuity, the wall construction features FRP + XPS + FRP, 50mm thick, providing an insulation value of 0.296 K.m²/W. The roof skylights, double acrylic glazing dome, electrically open at 27.56 x 19.69 inches, ensure ample natural light. The insulated tear-drop entry door (36.14 x 26.10 inches) and double-glazed insulation windows enhance your comfort, making your adventure truly yours. Embrace the freedom to finish it your way.

Price and Specs Only Include The Camper Shell, Not The Truck

\$1,200 PER LINEAR FOOT

[CLICK HERE TO VIEW OUR WEBSITE OVERVIEW](#)



G2 COMPOSITE CAMPER SHELLS

GALLERY & FEATURES INCLUDED

(VISIT OUR WEBSITE TO VIEW MORE IMAGES)

SHELL ASSEMBLY



JOINT INSTALL



MOUNT WINDOWS



MOUNT DOORS



TRUCK INSTALL



CUSTOMIZABLE



MECHANICAL
INSTALL



SOLAR INSTALL



ANY SIZE



WARRANTY

At Stealth Developers, our commitment to customer satisfaction is exemplified through our robust warranty for expedition trucks, instilling confidence in your investment. The craftsmanship warranty spans an initial 30 days, offering immediate assurance in the quality of our workmanship. Furthermore, our comprehensive warranty extends to cover all mechanical components for an entire year, ensuring sustained and reliable performance.

It's important to note that while our warranty is extensive, frozen pipes fall outside its coverage. To proactively maintain your expedition truck within warranty guidelines, consider crucial upkeep tips. Regular inspections and insulation measures for pipes, especially in cold weather, can prevent freezing issues and subsequent damage. Adhering to recommended maintenance schedules, including timely oil changes, filter replacements, and routine checks, is paramount. Promptly addressing any signs of wear or emerging issues ensures that your expedition truck not only performs optimally but also stays well within the warranty parameters.

Our commitment to your satisfaction goes beyond the initial purchase. We empower you with the knowledge and guidelines necessary for a seamless ownership experience, allowing you to embark on worry-free adventures with your expedition truck. At Stealth Developers, the quality of our products and the longevity of your satisfaction are our top priorities.



MAINTENANCE

Maintaining your expedition camper truck is crucial for its optimal performance and longevity during outdoor adventures. Here's a comprehensive guide to keep your vehicle in top-notch condition:

Regular Inspections:

Conduct routine visual checks of exterior and interior components, paying attention to wear, damage, or corrosion, especially on the roof, windows, doors, and seams for watertight integrity.

Fluid Checks:

Regularly inspect fluid levels, including engine oil, transmission fluid, brake fluid, and coolant. Top up or replace fluids as recommended by the manufacturer.

Tire Maintenance:

Inspect tires for proper inflation, tread wear, and damage. Regularly rotate tires and replace them when reaching the end of their usable life. Don't forget the spare tire.

Battery Care:

Monitor your camper's battery condition, cleaning terminals regularly, ensuring proper connections, and charging it as needed. Consider carrying a portable jump starter for emergencies.

Appliance and System Checks:

Test and inspect all appliances, including stove, refrigerator, heating, and cooling systems. Check plumbing for leaks and ensure electrical systems function correctly.

Seal and Lubricate:

Periodically inspect and reseal seams, windows, and doors to prevent water leaks. Lubricate hinges, locks, and moving parts for smooth operation.

Clean and Maintain Interior:

Keep the interior clean and organized, regularly cleaning surfaces, upholstery, and flooring. Promptly address signs of pests.

Emergency Equipment:

Ensure fire extinguishers, first aid kits, and safety devices are in good condition and easily accessible.

Winterization (If Applicable):

For cold weather use, winterize by draining water systems, adding antifreeze, and insulating vulnerable areas.

Documentation:

Maintain a log of maintenance activities, including dates and tasks, valuable for future reference and warranty claims.

Professional Servicing:

Schedule regular professional inspections and servicing according to the manufacturer's recommendations to identify and address potential issues early.

By diligently following these steps and remaining proactive in your maintenance efforts, your expedition camper truck will be primed for the next adventure, ensuring a reliable and enjoyable experience.

NO CREDIT CHECK FINANCING



We do offer in house financing, but we first recommend you to consult with your local bank to see if you can get the best competitive rate for your Humvee. If there is nowhere else to go, than we do offer in house financing requiring a minimum of 50% down with a 2 year term with 20% finance fee. Our interest rate is not like other banks that roll over interest year by year, but we only have a straight 20% fee on the value of what you are borrowing and that is it.

But there will be penalties for late payments or late payoffs on your Humvee. Please contact us to get access to our finance program.

347-477-4913

Stealthdevelopers.com

stealthdevelopergroup@gmail.com



TURN AROUND TIME

Many of our Humvees undergo a meticulous production process, with approximately half of the customization completed in our in-house workshop and the remaining half outsourced to our trusted manufacturers. When opting for a custom build, expect a crafting period of 2-6 months, tailored to your unique specifications.

For those seeking a quicker turnaround, our pre-designed Humvees, listed with basic layouts, can be ready for delivery in just 30-60 days. Within this timeframe, you have the flexibility to choose additional options, including colors, solar features, and off-road enhancements, as long as they align with our existing layouts. Deviating from our standard layouts extends the custom build timeline to 2-6 months.

